



Joson-Care 2024

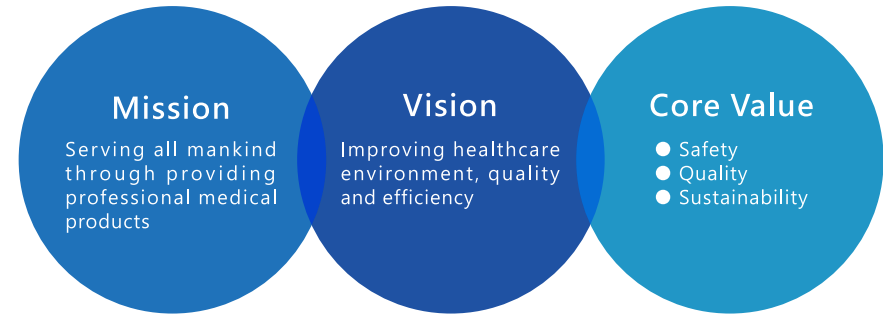


Safety Quality Sustainability






Business
Concept

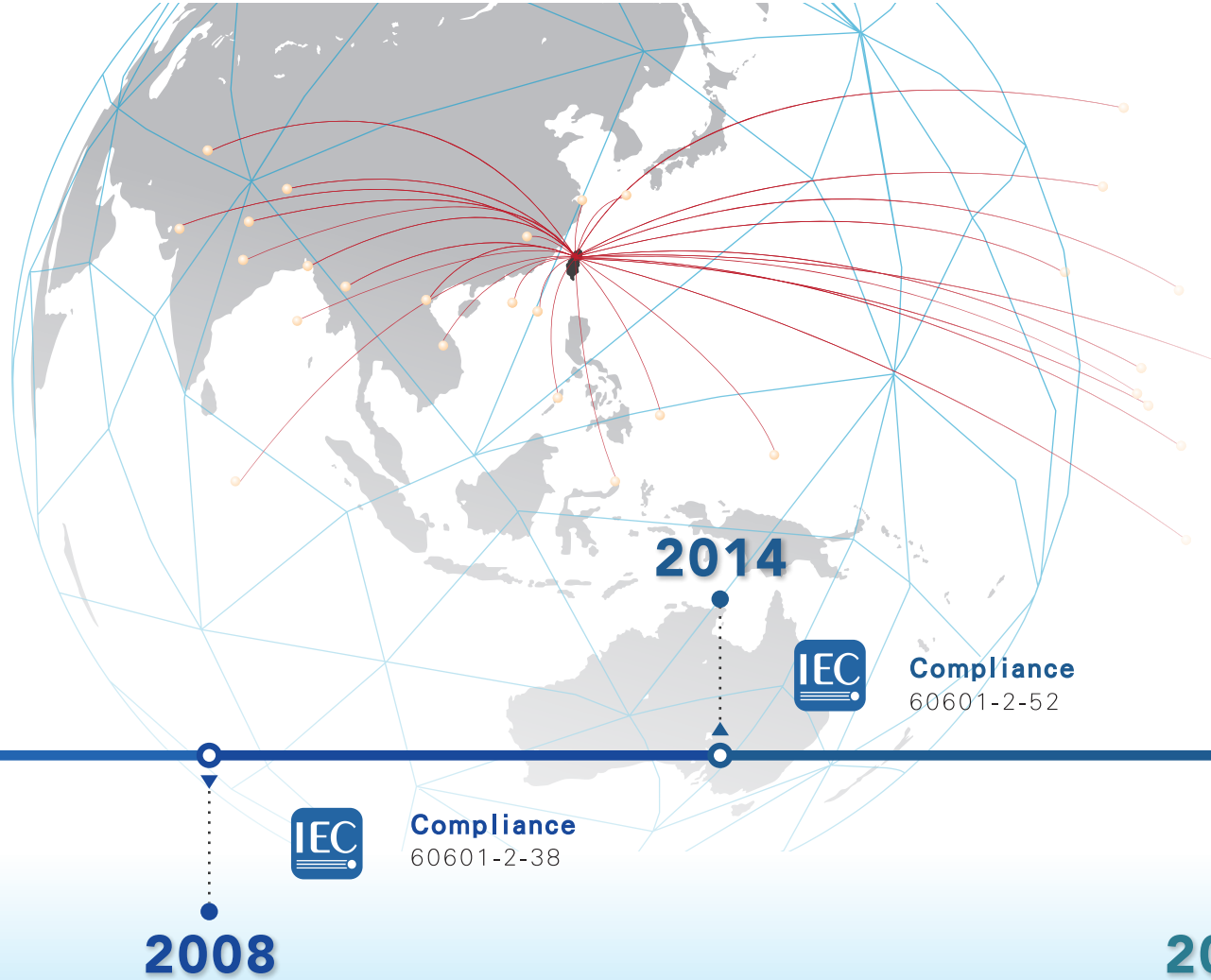


History




Established in 2000, Joson-Care Co., Ltd. is Taiwan's premier manufacturer of hospital beds and ward equipment. We uphold rigorous quality control standards to deliver exceptional accuracy, durability, and reliability, while maximizing the use of renewable resources.





So far, we have sold our products to more than 40 countries. Such as U.S.A, Japan, France, South Korea, India, Iran, Panama, Thailand, Turkey and U.A.E.

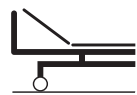
Joson-Care's manufacturing system is meticulously designed to adhere to ISO 13485 and Quality Management System (QMS) standards. This rigorous approach ensures that our processes consistently deliver high-quality products, precisely meeting and often exceeding customer expectations for safety, performance, and reliability.



19 series



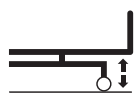
ES-19HD / ES-19DF



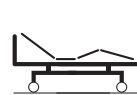
Head Elevation
0 ~ 75°



Knee Elevation
0 ~ 30°



Bed Elevation




Auto-chair



Trend. ±18°



Rev. Trend. ±18°



Trend.
Angle Indicator



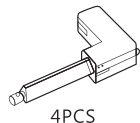
Head
Angle Indicator



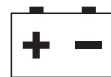
Safety Standard



230KG
Work Load



4PCS
Actuator



Backup Battery



IP66
Actuator/Control
Box

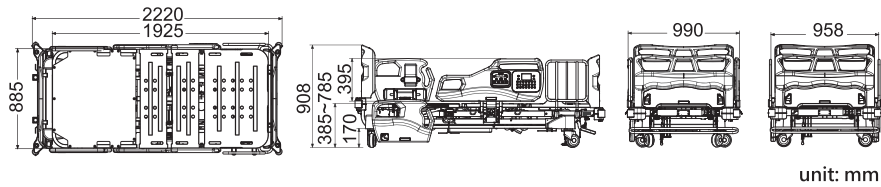



Shear Stress
Bi-directional Release

ES-19HD

ICU Bed

Standards: IEC 60601-1, 60601-1-2, 60601-2-52



Shear Stress
Bi-directional Release



Bed Elevation 40cm



Backrest X-Ray
Module



Trend. / Rev. Trend. $\pm 18^\circ$



Head Angle Indicator /
Outer Control Panel


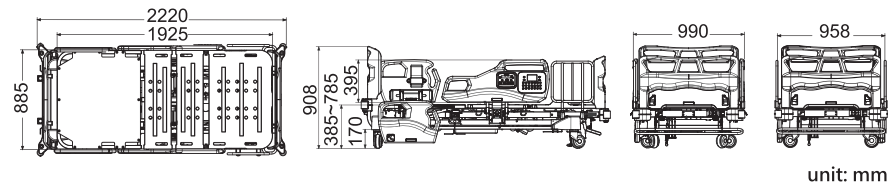


Night Light

ES-19DF

ICU Bed

Standards: IEC 60601-1, 60601-1-2, 60601-2-52



ICU Bed



Chair Position



Bed Height Indicator




Brake Light Indicator



Storage Space



Bed-end Extension 20cm

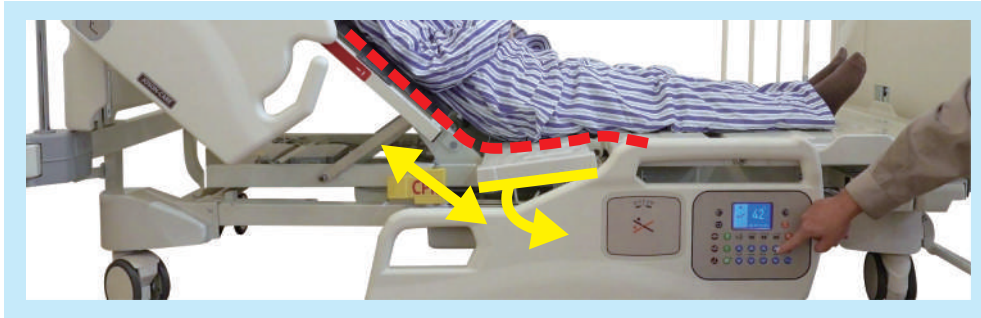


Mattress Stopper


19 series

Shear Stress Bi-directional Release

The hip and back boards decline to minimize shear stress and ease pressure on the back and abdomen.



Bed Elevation 40cm



LO: 38 cm

● Green: In low pos.

HI: 78cm


● Orange: Above 45cm

Vertical Lifting

The bed's frame is fixed while elevation is being operate.



Non-moving Headboard



Headboard fixed during Trend, and elevation adjust.



Specification	ES-19HD	ES-19DF
Overall bed length	L : 2220mm	L : 2220mm
Overall bed width	W : 958mm	W : 958mm
(Siderails down/up)	990mm	990mm
Overall mattress base length	L : 1925mm	L : 1925mm
Overall mattress base width	W : 885mm	W : 885mm
Overall bed height	(5") H : 385~785mm (6") H : 410~810mm	(5") H : 385~785mm (6") H : 410~810mm
Head Elevation	0~75°	0~75°
Knee Elevation	0~30°	0~30°
Trend./Rev. Trend.	±18°	±18°
Work Load	230kg	230kg
Castor Diameter	5" or 6"	5" or 6"
Actuator	4	4
Volts & Frequency	AC 100-240V ; 50/60Hz	AC 100-240V ; 50/60Hz
Backup Battery	DC 24V 2.0Ah	DC 24V 2.0Ah
Actuator/Control Box	IP66	IP66
Safety Standard	IEC 60601-2-52	IEC 60601-2-52

Applicable mattress size (mm)	L1900xW890xH100	L1900xW890xH100
-------------------------------	-----------------	-----------------

±20mm tolerance in all dimensions ±30mm in siderail width +5° -0° tolerance in angle degree

Features	ES-19HD	ES-19DF
Backrest X-Ray Module	<input checked="" type="checkbox"/>	<input type="checkbox"/>
Caregiver Siderail Control	<input checked="" type="checkbox"/>	<input checked="" type="checkbox"/>
Patient Siderail Control	<input checked="" type="checkbox"/>	<input checked="" type="checkbox"/>
LCD Screen Panel Remote Controller	<input checked="" type="checkbox"/>	<input type="checkbox"/>
Backrest, Trend./Rev. Trend. Angle Indicator	<input checked="" type="checkbox"/>	<input checked="" type="checkbox"/>
CPR Quick Release	<input checked="" type="checkbox"/>	<input type="checkbox"/>
Roller Bumper	<input checked="" type="checkbox"/>	<input checked="" type="checkbox"/>
Lock-Out Function	<input checked="" type="checkbox"/>	<input checked="" type="checkbox"/>
Auto Regression	<input checked="" type="checkbox"/>	<input checked="" type="checkbox"/>
Examination Position	<input checked="" type="checkbox"/>	<input checked="" type="checkbox"/>
Anti-Shock Position	<input checked="" type="checkbox"/>	<input checked="" type="checkbox"/>
Chair Position	<input checked="" type="checkbox"/>	<input checked="" type="checkbox"/>
Trend./Rev. Trend.	<input checked="" type="checkbox"/>	<input checked="" type="checkbox"/>
Bed-end Extension	<input checked="" type="checkbox"/>	<input checked="" type="checkbox"/>
Dust-Proof Central Braking/Steering Module	<input checked="" type="checkbox"/>	<input checked="" type="checkbox"/>
IV Pole Hole	<input checked="" type="checkbox"/>	<input checked="" type="checkbox"/>
Drainage Bag Hanger	<input checked="" type="checkbox"/>	<input checked="" type="checkbox"/>
Mattress Stopper	<input checked="" type="checkbox"/>	<input checked="" type="checkbox"/>
Brake/Height Caution Indicator	<input checked="" type="checkbox"/>	<input checked="" type="checkbox"/>
Night Light	<input checked="" type="checkbox"/>	<input type="checkbox"/>
Third Siderail	<input type="checkbox"/>	<input type="checkbox"/>
Restraint Belt Hole	<input type="checkbox"/>	<input type="checkbox"/>

Standard Option



Joson-Care Enterprise Co., Ltd.

No.11, Aly. 77, Ln. 180, Hushan St., Guishan Dist., Taoyuan City 333024, Taiwan

☎ +886-3-329-0925

✉ overseas@joson-care.com.tw

🌐 www.joson-care.com

Taichung Office

1F., No. 280, Chengdu Rd., Xitun Dist.,
Taichung City 407403, Taiwan

TEL : +886-4-2316-0743

Tainan Office

No. 732, Sec. 1, Zhongzheng Rd., Rende Dist.,
Tainan City 717010, Taiwan

TEL : +886-6-266-2809



Document No.: JCQB-031
Release Date: 2024.06.01
Version: L